

## The efficient commercial battery energy storage system

### Key Facts:

- Power: up to 92 kW
- Capacity: 84 up to 210 kWh

### Benefits:

- Self-consumption optimization 2.0 with AI-optimized time-of-use tariffs\*
- Peak Shaving : avoiding high power prices and grid expansion\*
- PV-optimized integration of electric vehicle charging stations, heat-pumps and heating element\*
- Including 3-phase sensor for the grid-connection point
- Plug & Play installation
- All-in-one system with compact high-voltage battery, efficient battery inverter, intelligent FEMS energy management and full service from one manufacturer
- Ready for the Energy Journey of your own: extendable with battery modules and FEMS apps



\*FEMS App Self-Consumption Optimization and FEMS App Grid Optimized Charge included. Further apps optional.

# Commercial

## System and Inverter

### SYSTEM

Product warranty	10 years
------------------	----------

#### Installation / Ambient conditions

IP classification	IP55
Operating altitude in m	≤ 2,000
Installation temperature in °C	-30 to +60
Operating temperature in °C*	-20 to +55
Optimal battery operating temperature in °C*	+15 to +30

\* Outside the optimum operating range, charging/discharging power is reduced.

#### Meter

Max. grid connection in A	KDK (meter range)
Communication interface	Modbus RTU
Transducer ratio (Product sheet KDK)	9995/5 & 995/1

#### Certifications / Guidelines

Overall system	CE
Inverter	VDE 4105
Battery	UN38.3 VDE 2510-50 EMC; IEC62619



### BATTERY MODULE

#### Battery

Cells technology	Lithium Iron Phosphate (LiFePO4)
Module weight in kg	29.6
Nominal module capacity in kWh	2.87
Usable module capacity in kWh	2.8
Optimal battery operating temperature in °C	+15 to +30

### INVERTER (KACO blueplanet gridsave 92.0 TL3-S)

#### AC connection

Grid connection	400 V, 3L/PE, 50/60 Hz
Operating voltage range (Ph-Ph) in V	300 - 580
Nominal AC Output Power in VA	92,000
Max. AC Output Power in VA	92,000

#### Efficiency

Max. efficiency in %	charge: 98.5 % discharge: 98.7 %
----------------------	-------------------------------------

#### General information

IP classification	IP66
Humidity in %	0 to 100
Dimensions (W D H) in mm	699   450   719
Weight in kg	80

See KACO data sheet for further details.



#### Battery Tower

Dimensions (W D H) in mm	506   401   2,550
Nominal capacity in kWh	43.01
Usable capacity in kWh	42
Weight in kg	487
Capacity warranty*	12 years or 6,000 cycles
Extendable via parallel connection	Yes

\* For more information, please refer to our warranty terms and conditions at [www.fenecon.de](http://www.fenecon.de)



# Commercial

## Battery and system configuration



### BATTERY VARIANTS

Towers per inverter	2	3	4	5
<b>Usable capacity in kWh **</b>				
1 Inverter	84	126	168	210
2 Inverter*	168	252	336	420
3 Inverter*	252	378	504	630
4 Inverter*	336	504	672	840
5 Inverter*	420	630	840	1,050
<b>Nominal power in kW ***</b>				
1 Inverter	67		92	
2 Inverter*	134		184	
3 Inverter*	201		276	
4 Inverter*	268		368	
5 Inverter*	335		460	
<b>Weight in kg</b>				
	974	1,461	1,948	2,435

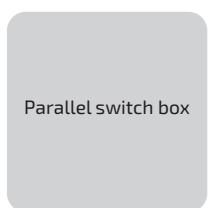


\* availability to be announced

\*\* From DC side at 25°C and 0.2 C

\*\*\* Average power at nominal voltage; actual power depends on other factors such as state of charge, ambient temperature, cells temperature and residual capacity

System variant 2 towers with 15 modules each

Extension possible up to a system variant of 5 towers with 15 modules each



\*availability to be announced

# Commercial

## FEMS Energy Management System

### Hardware interfaces

Inputs	4 digital inputs
Outputs (FEMS relay board)	3 load switch contacts (10 A per channel & measured) 2 potential free switch 1 analog Output (0 to 10 V)
DC-Parallel connection	CAN
Communication with internal components	RS485 - Modbus RTU & LAN - Modbus TCP
Communication with external components	RS485 - Modbus RTU & LAN - Modbus TCP

### Communication interfaces

Internet connection	LAN
Local	Modbus/TCP-API, REST-API (read, optional write)
Operating System	FEMS based on OpenEMS (Open Source)
Classification	OpenEMS Ready Gold
Updates	Unrestricted, automatic and free of charge
Feed-in-management	0% to 100%

### Advanced charging and discharging strategy

Grid optimized charging	Standard
Time-off-use tariffs	Optional (compatible electricity tariff required)

### Options for sector coupling

Heating element control	Optional
Heat pump control „SG-Ready“	Optional
Threshold control	Optional
Manual relay control	Optional
EV charging stations control	Optional
Control of several EV charging stations	Optional



### Easy installation of energy management apps

FEMS apps are important building blocks of the future energy world, where users can adapt their FENECON energy storage system according to their individual needs.

- Use the advantages of FEMS on your energy journey even more efficiently with FENECON
- Simply download apps and install them via license key
- Fast and convenient installation process

FENECON GmbH  
Brunnwiesenstr. 4  
94469 Deggendorf  
Germany  
Phone +49 9903 6280-0  
Web [www.fenecon.de](http://www.fenecon.de)  
E-Mail [info@fenecon.de](mailto:info@fenecon.de)



© FENECON GmbH 2024/06 - MAR1138 - Illustrations, errors and modifications excepted.